


Doing it Well

C1 - Impact on Patient Care

RAG

Number of instances where patient outcome, experience or safety has been adversely affected by a lack of product or service availability

G



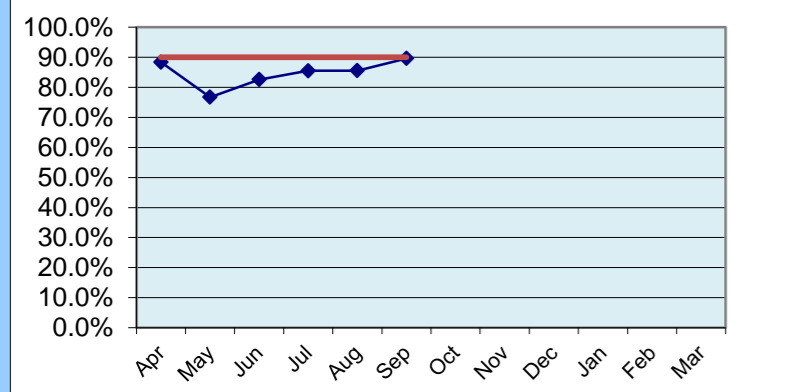
(red line - target line)

C2 - Spend Control

RAG

Percentage of non pay expenditure captured electronically through purchase to pay systems

A



(red line - target line)

Commentary

- C1. Information provided on a monthly basis from Paul Challenger. Only Supplies instances reported on the dashboard, end user and supplier error are not logged on the dashboard.
- C2. KPI target is 40% by 31/03/15, national target is 50%
- C3. target line is set at £30.5k per month.
- C4. No target line identified by BDCT.
- C5. Collaborative target line is recommended to be between 50 and 70%.
- C6. See separate report, Supplies self-assessment.
- C7. All Procurement staff have appropriate qualifications.

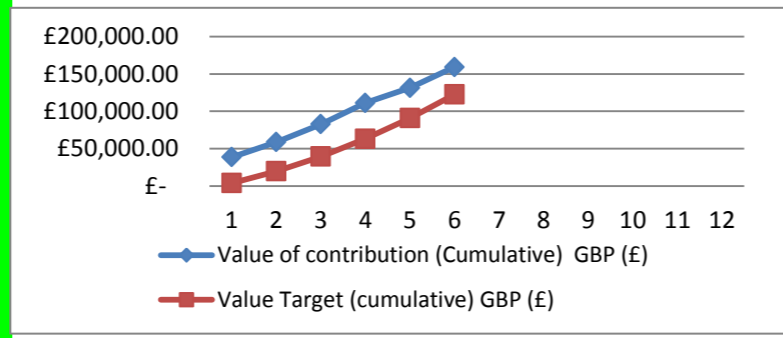
Doing it Efficiently

C3 - Cost Improvement

RAG

Value of contribution to cost improvement as a percentage of non pay expenditure

G

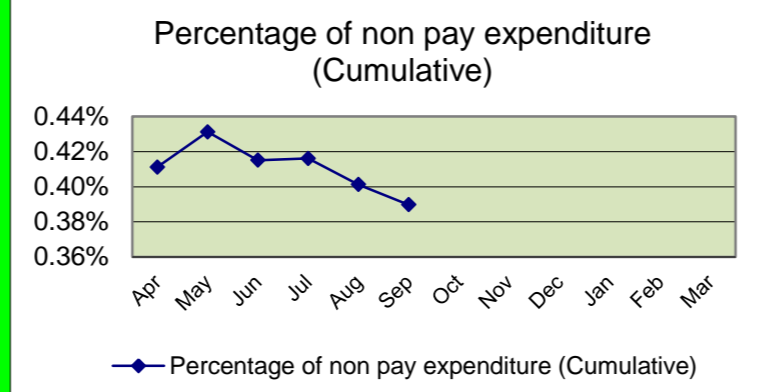


C4 - Cost to Procure

RAG

Cost to procure as a percentage of non pay expenditure

G

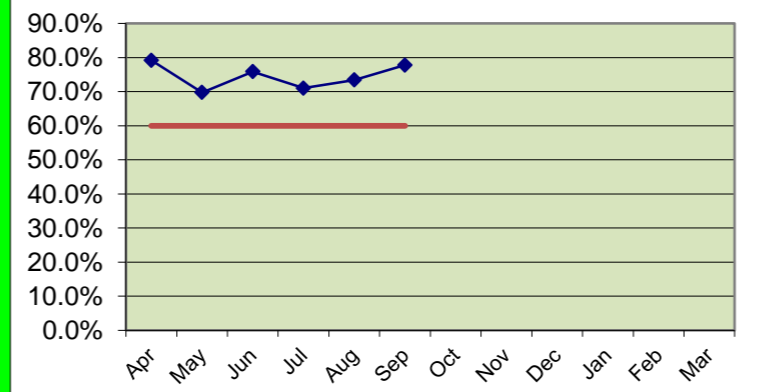


C5 - Collaboration

RAG

Percentage of non pay expenditure through national and/or collaborative purchasing arrangements

G



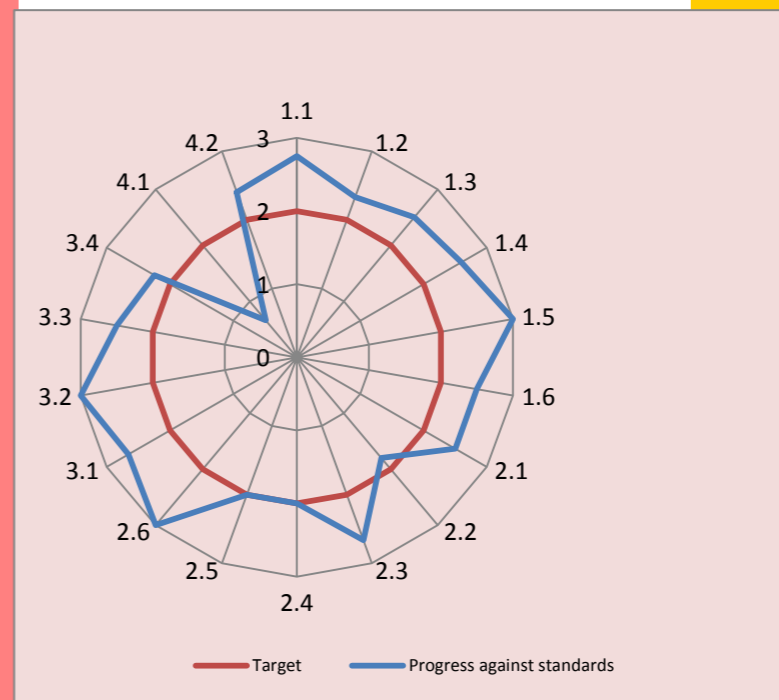
Doing it Right

C6 - Standards of Procurement

RAG

Progress against the NHS Standards of Procurement

A



The Scores

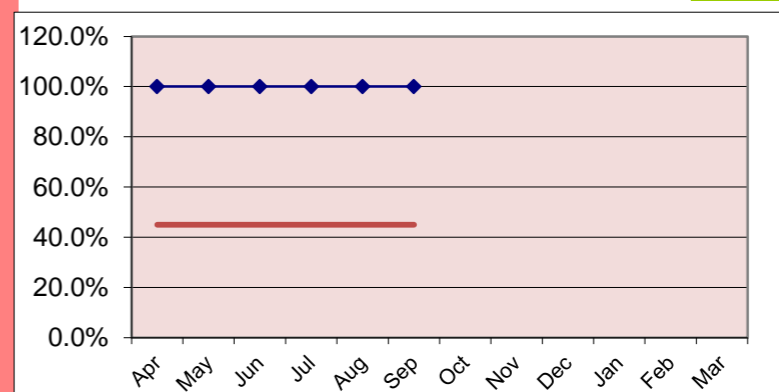
- Level 0 Not achieving level 1
- Level 1 Building - awareness and building blocks in place
- Level 2 Achieving - making good, strong progress
- Level 3 Excelling - outstanding procurement performance

C7 - Staff Qualification

RAG

Percentage of recognised procurement staff with an appropriate formal procurement qualification(s)

G



(red line - target line)